

A parent's guide to myON

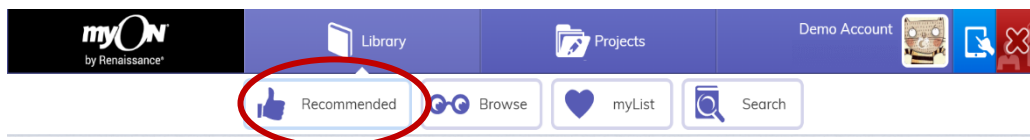
Your child currently has access to myON by Renaissance – a digital library containing over a thousand authentic and exciting books. myON books come with a range of tools, including audio narration, to help your child enjoy and improve their reading. Follow the guide below to help your child discover their next read:

Quick start guide:

- 1) Go to www.myon.co.uk and click login.
- 2) Enter your child's school name, username and password.
If you are unsure of your child's login details, please contact your child's school or class teacher.

- 3) When your child logs into myON for the very first time, they will be asked to complete an Interest Inventory so that myON can recommend books based on their interests.

- 4) Find a book. Go to Library > Recommended to find your first book.



- 5) Select a book and click Read!

Would like to learn more about myON? Read more below.

RENAISSANCE®

Return to the homepage

Find new books to read

Find work assigned by teachers


Account information

Log out

myON by Renaissance® Library Projects Demo Account

Search myON

Last book opened



Continue reading the last book opened

Power-Up Your Reading

myON + RENAISSANCE Star Reading®

Connect Now

Click 'Connect Now' to link your child's ZPD Reading Range. Your child will then be recommended books based on their year group and ability.

Star Reading ?

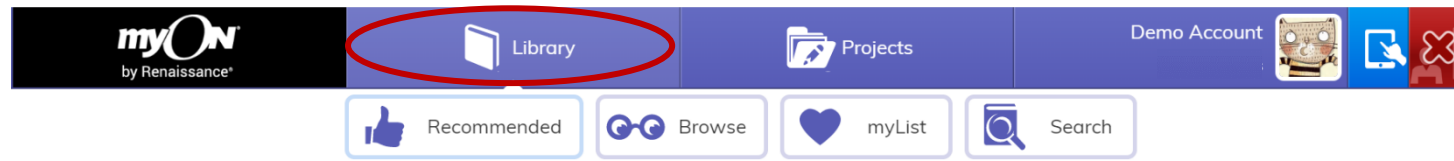
ATOS ZPD 2.0 - 3.0

Lexile ?

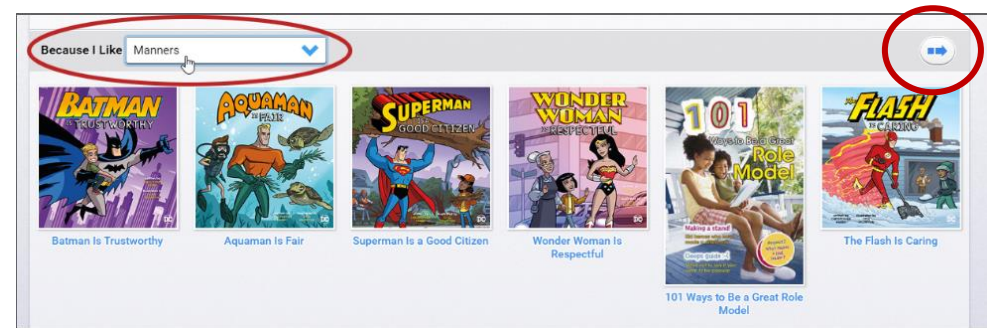
Finding Recommended Books in the Library

Books are recommended based on your child's year group and their Interest Inventory. If they have completed a Star Reading test, you can connect it on their homepage to improve their recommendations.

- 1) Select Library > Recommended



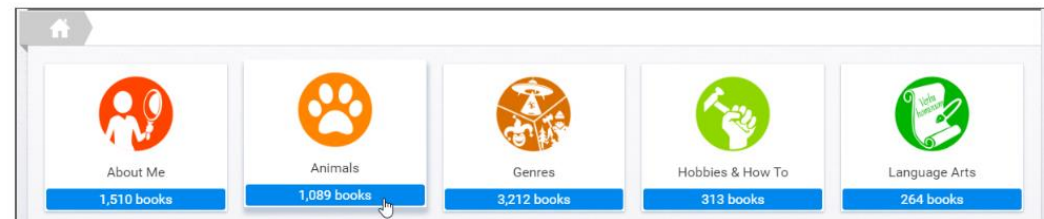
- 2) Browse through myON's recommendations for your child. This page will include books within your child's ZPD Reading Range, top picks, new books and more! Click on the arrow in the top-right to see more books or select the drop-down list to choose a different category.




Browse Books in the Library

View all books on myON by browsing through the different genres.

- 1) Select Library > Browse
- 2) Choose one of the categories to see books in that category. Then, choose a subcategory.




RENAISSANCE®

- 3) If you select the  (filter) icon, you can also sort by fiction, non-fiction or graphic novels.



Search for books in the Library


Search for a book on a specific topic, for example, topics that your child is studying in school or about their favourite hobby.


- 1) Select Library > Search
- 2) You can use the Search tool to browse through books by Title or Author. You can also use the Filter  option to refine your search to fiction/non-fiction, reading or book levels, books that are suitable for your child's year group or by story type.

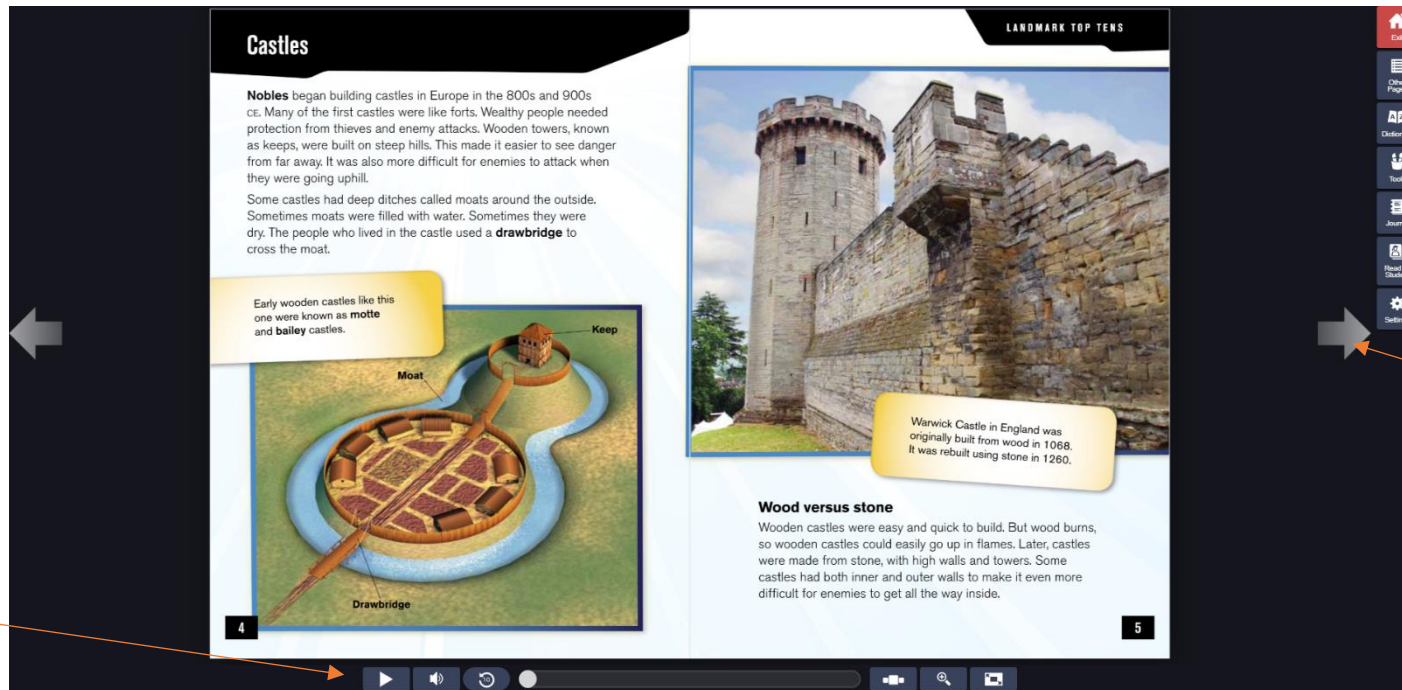
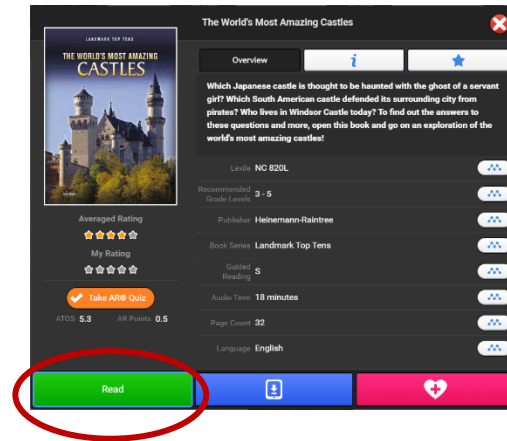
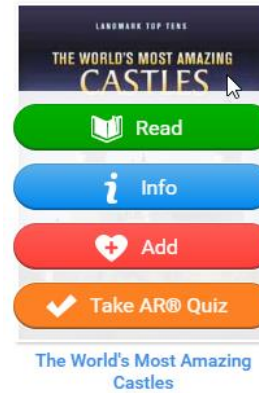


RENAISSANCE®

Reading a book in myON

To see more information about a book, move the mouse cursor over the book. To open the book and start reading it, select the  button.

To find out more information about the book, select the  button and a window will open.



Manage audio: play/pause and volume

Your child can use the Journal to save any interesting facts they wish to remember or new vocabulary they have learnt.

Turn to a new page